



### Special Features

EEC pattern approval class C  
for horizontal installation

Meter meets requirements of approval class B  
for vertical installation

EEC approved interchangeable measuring element

Performance data better than class C

Hermetically sealed register (IP 68)

Register may be rotated through 360°

Not affected by external magnetic fields

Powder coating affords max. corrosion protection

Measuring chamber made of plastics

Max. working pressure 16 bar

### Application

Measurement of medium or low flowrates with wide spread flow profile

### Available Options

1/4" Pressure monitoring port

Up to 3 pulsers (1 x OD, 2 x RD)  
may be fitted without breaking the approval seal

May be equipped with 3 different electronic registers



HYBRID



ELECTRONIC

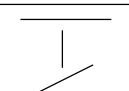
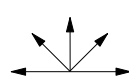


ENCODER

## Pattern Approval Sign

D00	Diameter Nominal DN 50 ... DN 100
6.131.15	Marking: Metrological class C 30 °C

## Installation

Pipe	horizontal vertical* inclined*	
Meter head	upwards sideways*	

\* Performance data acc. to class B

### Installation Requirements

Unrestricted straight pipe in front of the meter 3 x DN

No abrupt restrictions directly behind the meter.

## Technical Data

### Performance table meijet

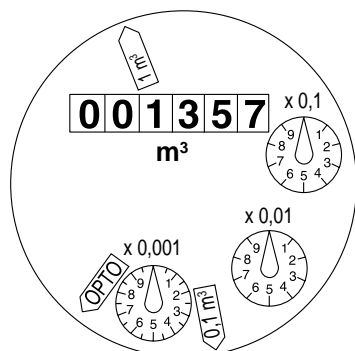
Diameter Nominal	DN	50	65	80	100
Size of meter acc. to EEC	$Q_n$	15	25	40	60
$Q_{max}$ maximum peak flow (once in live time 24 h)	$m^3/h$	40	60	90	120
$Q_n$ continuous flow ( $\pm 2\%$ )	$m^3/h$	20	25	35	60
$Q_t$ transitional flow (horizontal) ( $\pm 2\%$ )	$m^3/h$	0.1	0.14	0.18	0.3
$Q_{min}$ minimum flow (horizontal) ( $\pm 5\%$ )	$m^3/h$	0.07	0.1	0.1	0.20
starting flow (horizontal)	$m^3/h$	0.032	0.035	0.040	0.065
$Q_t$ transitional flow (vertical) ( $\pm 2\%$ )	$m^3/h$	3.00	4.00	6.00	10.00
$Q_{min}$ minimum flow (vertical) ( $\pm 5\%$ )	$m^3/h$	0.45	0.60	0.90	1.50

### Performance table according to EEC approval-specifications



Size of meter	DN	50	65	80	100
Size of meter acc. to EEC	$Q_n$	15	25	40	60
$Q_{max}$ maximum peak flow (short time)	$m^3/h$	30	40	60	100
$Q_n$ continuous flow ( $\pm 2\%$ )	$m^3/h$	15	20	30	50
$Q_t$ transitional flow (horizontal) * ( $\pm 2\%$ )	$m^3/h$	0.225	0.30	0.45	0.75
$Q_{min}$ minimum flow (horizontal) * ( $\pm 5\%$ )	$m^3/h$	0.09	0.12	0.18	0.30
$Q_t$ transitional flow (vertical) ** ( $\pm 2\%$ )	$m^3/h$	3.00	4.00	6.00	10.00
$Q_{min}$ minimum flow (vertical) ** ( $\pm 5\%$ )	$m^3/h$	0.45	0.60	0.90	1.50

\* class C, \*\* class B

## Dial

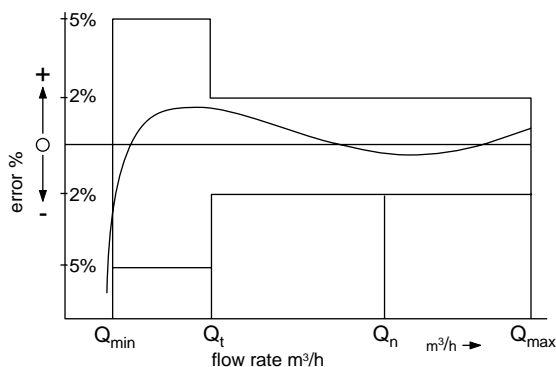


## Pulse Values

Pulser		
RD 01		0.1 and 1 $m^3$ or 0.01 and 1 $m^3$
OD 01		0.001 $m^3$
OD 03		0.01 $m^3$

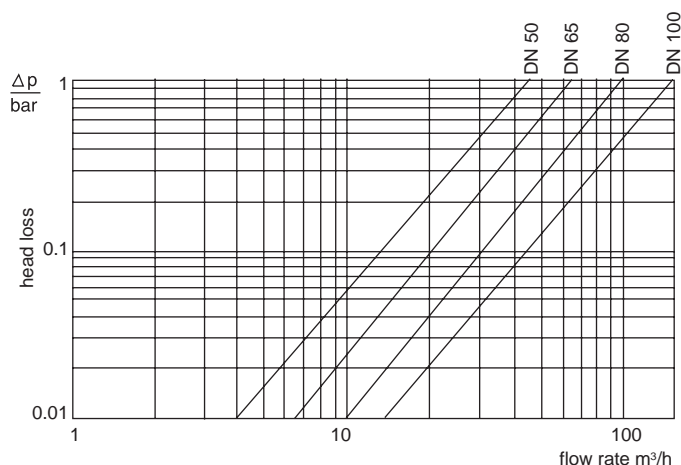
Pulsers see special data sheet

## Typical Accuracy Curve

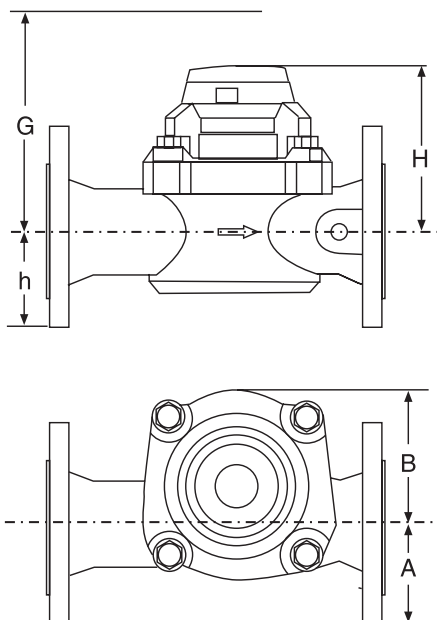


$Q_{max}$  = maximum peak flow  $\pm 2\%$   
 $Q_n$  = continuous flow  $\pm 2\%$   
 $Q_t$  = transitional flow  $\pm 2\%$   
 $Q_{min}$  = minimum flow  $\pm 5\%$

## Typical Head Loss Curve



## Dimension Picture



## Materials

Body	PN 16	cast iron
Measuring element	50° C	plastic
Rotor	50° C	plastic
We also use the following materials		brass, stainless steel

## Dimensions and Weights

### ISO length (ISO 4064)

Diameter Nominal	DN	50	65	80	100		
Meter size acc. to EEC	$Q_n$	15	25	40	60		
Dimensions	Overall length	L	mm	300	300	350	350
	Height	H	mm	130	134	140	152
		h	mm	75	88	95	105
		G	mm	225	237	247	286
	Width	A	mm	83	93	100	110
B		mm	105	108	140	154	
Weight	Meter	kg	9.5	11.6	15.6	20.8	
	Measuring element	kg	2.3	2.7	4.3	5.3	
	Body	kg	7.2	8.9	11.3	15.5	

### DIN length (DIN 19625)

Size of meter	DN	50	65	80	100		
Meter size acc. to EEC	$Q_n$	15	25	40	60		
Dimensions	Overall length	L	mm	270	300	300	360
	Height	H	mm	130	134	140	152
		h	mm	75	88	95	105
		G	mm	225	237	247	286
	Width	A	mm	83	93	100	110
B		mm	105	108	140	154	
Weight	Meter	kg	9	11.6	15.1	21	
	Measuring element	kg	2.3	2.7	4.3	5.3	
	Body	kg	6.7	8.9	10.8	15.8	

## Available Designs

Diameter Nominal	DN	50		65	80		100	
Size of meter acc. to EEC	Q <sub>n</sub>	15		25	40		60	
Overall length	mm	270	300	300	300	350	350	360

### Order Text

Quantity: .....

Specification: meijet

Diameter Nominal: DN .....

Size of meter: Q<sub>n</sub> .....

Overall length: ..... mm

Working temperature: 50 °C

Working pressure: PN 16

Pulse values: .... / .... m<sup>3</sup>

Flange drilling: acc. to DIN 2501, PN 16

Certification: with / without

### Order Example

Quantity: 5

Specification: meijet

Diameter Nominal: DN 50

Size of meter: Q<sub>n</sub> 15

Overall length: 270 mm

Working temperature: 50 °C

Working pressure: PN 16

Pulse values: 1 / 0.1 m<sup>3</sup>

Flange drilling: acc. to DIN 2501, PN 16

Certification: with